

SUMMARY OF APPROPRIATIONS, ALLOTMENTS, OBLIGATIONS, DISBURSEMENTS AND BALANCES BY OBJECT OF EXPENDITURES
As at the Quarter Ending September 30, 2023

Department : State Universities and Colleges (SUCs)
 Agency : Batangas State University
 Operating Unit : < not applicable >
 Organization Code (UACS) : 08 038 0000000
 Fund Cluster : 01 Regular Agency Fund

X	Current Year Appropriations
	Supplemental Appropriations
	Continuing Appropriations

(e.g. UACS Fund Cluster: 01-Regular Agency Fund, 02-Foreign Assisted Projects Fund, 03-Special Account-Locally Funded/Domestic Grants Fund, and 04-Special Account-Foreign Assisted/Foreign Grants Fund)

Particulars	UACS CODE	Appropriations			Allotments					Obligations				
		Authorized Appropriations	Adjustments (Transfer To/From, Modifications/Augmentations)	Adjusted Appropriations	Allotments Received	Adjustments (Reductions, Modifications/Augmentations)	Transfer To	Transfer From	Adjusted Allotments	1st Quarter Ending March 31	2nd Quarter Ending June 30	3rd Quarter Ending September 30	4th Quarter Ending December 31	Total
1	2	3	4	5=(3+4)	6	7	8	9	10=[(6+(-)7)-8+9]	11	12	13	14	15=(11+12+13+14)
SUMMARY		1,718,603,000.00	23,547,945.00	1,742,150,945.00	1,289,056,736.00	23,547,945.00	-	-	1,312,604,681.00	150,690,237.56	627,634,419.42	244,430,960.60	-	1,022,755,617.58
A. AGENCY SPECIFIC BUDGET		1,679,626,000.00	-	1,679,626,000.00	1,250,079,736.00	-	-	-	1,250,079,736.00	140,351,940.83	617,162,023.55	210,016,613.25	-	967,530,577.63
Personnel Services		514,801,000.00	-	514,801,000.00	446,356,000.00	-	-	-	446,356,000.00	100,130,117.49	136,711,759.14	97,378,275.55	-	334,220,152.18
Salaries and Wages		327,171,000.00	4,468,369.49	322,702,630.51	327,171,000.00	4,468,369.49	-	-	322,702,630.51	89,026,852.21	89,518,914.95	88,951,811.95	-	267,497,579.11
Salaries and Wages - Regular	5010101000	324,806,000.00	4,468,369.49	320,337,630.51	324,806,000.00	4,468,369.49	-	-	320,337,630.51	88,557,644.89	88,836,884.59	88,526,606.95	-	265,921,136.43
Basic Salary - Civilian	5010101001	324,806,000.00	4,468,369.49	320,337,630.51	324,806,000.00	4,468,369.49	-	-	320,337,630.51	88,557,644.89	88,836,884.59	88,526,606.95	-	265,921,136.43
Salaries and Wages - Casual/Contractual	5010102000	2,365,000.00	-	2,365,000.00	2,365,000.00	-	-	-	2,365,000.00	469,207.32	682,030.36	425,205.00	-	1,576,442.68
Other Compensation		107,723,000.00	4,343,779.35	112,066,779.35	107,723,000.00	4,343,779.35	-	-	112,066,779.35	8,448,785.82	44,873,753.14	5,828,209.27	-	59,150,748.23
Personal Economic Relief Allowance (PERA)	5010201000	16,776,000.00	-	16,776,000.00	16,776,000.00	-	-	-	16,776,000.00	4,019,234.10	4,039,673.69	4,026,018.03	-	12,084,925.82
PERA - Civilian	5010201001	16,776,000.00	-	16,776,000.00	16,776,000.00	-	-	-	16,776,000.00	4,019,234.10	4,039,673.69	4,026,018.03	-	12,084,925.82
Representation Allowance (RA)	5010202000	402,000.00	915,250.00	1,317,250.00	402,000.00	915,250.00	-	-	1,317,250.00	341,750.00	480,000.00	495,500.00	-	1,317,250.00
Transportation Allowance (TA)	5010203000	402,000.00	915,250.00	1,317,250.00	402,000.00	915,250.00	-	-	1,317,250.00	341,750.00	480,000.00	495,500.00	-	1,317,250.00
Transportation Allowance (TA)	5010203001	402,000.00	915,250.00	1,317,250.00	402,000.00	915,250.00	-	-	1,317,250.00	341,750.00	480,000.00	495,500.00	-	1,317,250.00
Clothing/Uniform Allowance	5010204000	4,194,000.00	-	4,194,000.00	4,194,000.00	-	-	-	4,194,000.00	-	3,774,000.00	66,000.00	-	3,840,000.00
Clothing/Uniform Allowance - Civilian	5010204001	4,194,000.00	-	4,194,000.00	4,194,000.00	-	-	-	4,194,000.00	-	3,774,000.00	66,000.00	-	3,840,000.00
Subsistence Allowance (SA)	5010205000	118,000.00	-	118,000.00	118,000.00	-	-	-	118,000.00	11,850.00	22,100.00	26,725.00	-	60,675.00
Subsistence Allowance - Magna Carta for Public Health Workers under R.A. 7305	5010205003	118,000.00	-	118,000.00	118,000.00	-	-	-	118,000.00	11,850.00	22,100.00	26,725.00	-	60,675.00
Laundry Allowance (LA)	5010206000	17,000.00	-	17,000.00	17,000.00	-	-	-	17,000.00	1,745.42	3,054.50	3,644.26	-	8,444.18
Laundry Allowance - Magna Carta Benefits for Public Health Workers under R.A. 7305	5010206004	17,000.00	-	17,000.00	17,000.00	-	-	-	17,000.00	1,745.42	3,054.50	3,644.26	-	8,444.18
Honoraria	5010210000	20,500,000.00	-	20,500,000.00	20,500,000.00	-	-	-	20,500,000.00	3,732,456.30	4,566,372.32	292,952.62	-	8,591,781.24
Honoraria - Civilian	5010210001	20,500,000.00	-	20,500,000.00	20,500,000.00	-	-	-	20,500,000.00	3,732,456.30	4,566,372.32	292,952.62	-	8,591,781.24
Hazard Pay (HP)	5010211000	1,838,000.00	43,969.61	1,881,969.61	1,838,000.00	43,969.61	-	-	1,881,969.61	-	257,279.63	231,832.62	-	489,112.25
HP - Magna Carta Benefits for Science and Technology under R.A. 8439	5010211004	-	43,969.61	43,969.61	-	43,969.61	-	-	43,969.61	-	43,969.61	-	-	43,969.61
HP - Magna Carta Benefits for Public Health Workers under R.A. 7305	5010211005	1,838,000.00	-	1,838,000.00	1,838,000.00	-	-	-	1,838,000.00	-	213,310.02	231,832.62	-	445,142.64
Year End Bonus	5010214000	27,067,000.00	-	27,067,000.00	27,067,000.00	-	-	-	27,067,000.00	-	-	-	-	-
Bonus - Civilian	5010214001	27,067,000.00	-	27,067,000.00	27,067,000.00	-	-	-	27,067,000.00	-	-	-	-	-
Cash Gift	5010215000	3,495,000.00	-	3,495,000.00	3,495,000.00	-	-	-	3,495,000.00	-	-	-	-	-
Cash Gift - Civilian	5010215001	3,495,000.00	-	3,495,000.00	3,495,000.00	-	-	-	3,495,000.00	-	-	-	-	-

Particulars	UACS CODE	Disbursements					Balances			
		1st Quarter Ending March 31	2nd Quarter Ending June 30	3rd Quarter Ending September 30	4th Quarter Ending December 31	Total	Unreleased Appropriations	Unobligated Allotments	Unpaid Obligations (15-20)=(23+24)	
									Due and Demandable	Not Yet Due and Demandable
1	2	16	17	18	19	20=(16+17+18+1)	21=(5-10)	22=(10-15)	23	24
SUMMARY		144,334,576.35	627,581,123.50	206,544,201.62	-	978,459,901.47	429,546,264.00	289,849,063.42	17,423,004.11	26,872,712.00
A. AGENCY SPECIFIC BUDGET		133,996,420.10	617,457,175.12	174,099,215.88	-	925,552,811.10	429,546,264.00	282,549,158.37	15,105,054.53	26,872,712.00
Personnel Services		99,407,840.14	135,605,485.91	95,954,493.03	-	330,967,819.08	68,445,000.00	112,135,847.82	3,252,333.10	-
Salaries and Wages		88,462,737.72	88,371,550.69	87,697,693.95	-	264,531,982.36	-	55,205,051.40	2,965,596.75	-
Salaries and Wages - Regular	5010101000	87,998,632.04	87,713,781.39	87,261,751.97	-	262,974,165.40	-	54,416,494.08	2,946,971.03	-
Basic Salary - Civilian	5010101001	87,998,632.04	87,713,781.39	87,261,751.97	-	262,974,165.40	-	54,416,494.08	2,946,971.03	-
Salaries and Wages - Casual/Contractual	5010102000	464,105.68	657,769.30	435,941.98	-	1,557,816.96	-	788,557.32	18,625.72	-
Other Compensation		8,290,922.96	44,923,011.17	5,863,584.35	-	59,077,518.48	-	52,916,031.12	73,229.75	-
Personal Economic Relief Allowance (PERA)	5010201000	4,018,063.26	4,038,037.31	4,014,832.58	-	12,070,933.15	-	4,691,074.18	13,992.67	-
PERA - Civilian	5010201001	4,018,063.26	4,038,037.31	4,014,832.58	-	12,070,933.15	-	4,691,074.18	13,992.67	-
Representation Allowance (RA)	5010202000	288,750.00	506,500.00	495,500.00	-	1,290,750.00	-	-	26,500.00	-
Transportation Allowance (TA)	5010203000	288,750.00	506,500.00	495,500.00	-	1,290,750.00	-	-	26,500.00	-
Transportation Allowance (TA)	5010203001	288,750.00	506,500.00	495,500.00	-	1,290,750.00	-	-	26,500.00	-
Clothing/Uniform Allowance	5010204000	-	3,768,000.00	72,000.00	-	3,840,000.00	-	354,000.00	-	-
Clothing/Uniform Allowance - Civilian	5010204001	-	3,768,000.00	72,000.00	-	3,840,000.00	-	354,000.00	-	-
Subsistence Allowance (SA)	5010205000	11,850.00	22,100.00	23,725.00	-	57,675.00	-	57,325.00	3,000.00	-
Subsistence Allowance - Magna Carta for Public Health Workers under R.A. 7305	5010205003	11,850.00	22,100.00	23,725.00	-	57,675.00	-	57,325.00	3,000.00	-
Laundry Allowance (LA)	5010206000	1,745.42	3,054.50	3,235.18	-	8,035.10	-	8,555.82	409.08	-
Laundry Allowance - Magna Carta Benefits for Public Health Workers under R.A. 7305	5010206004	1,745.42	3,054.50	3,235.18	-	8,035.10	-	8,555.82	409.08	-
Honoraria	5010210000	3,681,764.28	4,614,236.34	292,952.62	-	8,588,953.24	-	11,908,218.76	2,828.00	-
Honoraria - Civilian	5010210001	3,681,764.28	4,614,236.34	292,952.62	-	8,588,953.24	-	11,908,218.76	2,828.00	-
Hazard Pay (HP)	5010211000	-	213,310.02	275,802.23	-	489,112.25	-	1,392,857.36	-	-
HP - Magna Carta Benefits for Science and Technology under R.A. 8439	5010211004	-	-	43,969.61	-	43,969.61	-	-	-	-
HP - Magna Carta Benefits for Public Health Workers under R.A. 7305	5010211005	-	213,310.02	231,832.62	-	445,142.64	-	1,392,857.36	-	-
Year End Bonus	5010214000	-	-	-	-	-	-	27,067,000.00	-	-
Bonus - Civilian	5010214001	-	-	-	-	-	-	27,067,000.00	-	-
Cash Gift	5010215000	-	-	-	-	-	-	3,495,000.00	-	-
Cash Gift - Civilian	5010215001	-	-	-	-	-	-	3,495,000.00	-	-

Particulars	UACS CODE	Appropriations			Allotments					Obligations				
		Authorized Appropriations	Adjustments (Transfer To/From, Modifications/ Augmentations)	Adjusted Appropriations	Allotments Received	Adjustments (Reductions, Modifications/ Augmentations)	Transfer To	Transfer From	Adjusted Allotments	1st Quarter Ending March 31	2nd Quarter Ending June 30	3rd Quarter Ending September 30	4th Quarter Ending December 31	Total
1	2	3	4	5=(3+4)	6	7	8	9	10=[(6+(-)7)-8+9]	11	12	13	14	15=(11+12+13+14)
Mid-Year Bonus - Civilian	5010216000	27,067,000.00	2,203,273.00	29,270,273.00	27,067,000.00	2,203,273.00	-	-	29,270,273.00	-	29,270,273.00	-	-	29,270,273.00
Mid-Year Bonus - Civilian	5010216001	27,067,000.00	2,203,273.00	29,270,273.00	27,067,000.00	2,203,273.00	-	-	29,270,273.00	-	29,270,273.00	-	-	29,270,273.00
Other Bonuses and Allowances	5010299000	5,847,000.00	266,036.74	6,113,036.74	5,847,000.00	266,036.74	-	-	6,113,036.74	-	1,981,000.00	190,036.74	-	2,171,036.74
Per Diems - Civilian	5010299001	-	131,000.00	131,000.00	-	131,000.00	-	-	131,000.00	-	76,000.00	55,000.00	-	131,000.00
Productivity Enhancement Incentive - Civilian	5010299012	3,495,000.00	-	3,495,000.00	3,495,000.00	-	-	-	3,495,000.00	-	-	-	-	-
Performance Based Bonus - Civilian	5010299014	-	135,036.74	135,036.74	-	135,036.74	-	-	135,036.74	-	-	135,036.74	-	135,036.74
Anniversary Bonus - Civilian	5010299038	2,352,000.00	-	2,352,000.00	2,352,000.00	-	-	-	2,352,000.00	-	1,905,000.00	-	-	1,905,000.00
Personnel Benefit Contributions		8,723,000.00	-	8,723,000.00	8,723,000.00	-	-	-	8,723,000.00	2,016,034.52	1,982,275.82	2,115,924.36	-	6,114,234.70
Pag-IBIG Contributions	5010302000	838,000.00	-	838,000.00	838,000.00	-	-	-	838,000.00	196,500.00	191,900.00	219,400.00	-	607,800.00
Pag-IBIG - Civilian	5010302001	838,000.00	-	838,000.00	838,000.00	-	-	-	838,000.00	196,500.00	191,900.00	219,400.00	-	607,800.00
PhilHealth Contributions	5010303000	7,047,000.00	-	7,047,000.00	7,047,000.00	-	-	-	7,047,000.00	1,622,834.52	1,591,675.82	1,683,924.36	-	4,898,434.70
PhilHealth - Civilian	5010303001	7,047,000.00	-	7,047,000.00	7,047,000.00	-	-	-	7,047,000.00	1,622,834.52	1,591,675.82	1,683,924.36	-	4,898,434.70
Employees Compensation Insurance Premiums	5010304000	838,000.00	-	838,000.00	838,000.00	-	-	-	838,000.00	196,700.00	198,700.00	212,600.00	-	608,000.00
ECIP - Civilian	5010304001	838,000.00	-	838,000.00	838,000.00	-	-	-	838,000.00	196,700.00	198,700.00	212,600.00	-	608,000.00
Other Personnel Benefits		71,184,000.00	124,590.14	71,308,590.14	2,739,000.00	124,590.14	-	-	2,863,590.14	638,444.94	336,815.23	482,329.97	-	1,457,590.14
Terminal Leave Benefits	5010403000	1,333,000.00	124,590.14	1,457,590.14	1,333,000.00	124,590.14	-	-	1,457,590.14	638,444.94	336,815.23	482,329.97	-	1,457,590.14
Terminal Leave Benefits - Civilian	5010403001	1,333,000.00	124,590.14	1,457,590.14	1,333,000.00	124,590.14	-	-	1,457,590.14	638,444.94	336,815.23	482,329.97	-	1,457,590.14
Other Personnel Benefits	5010499000	69,851,000.00	-	69,851,000.00	1,406,000.00	-	-	-	1,406,000.00	-	-	-	-	-
Lump-sum for Filling of Positions - Civilian	5010499007	68,445,000.00	-	68,445,000.00	-	-	-	-	-	-	-	-	-	-
Lump-sum for Step Increments - Length of Service	5010499010	811,000.00	-	811,000.00	811,000.00	-	-	-	811,000.00	-	-	-	-	-
Loyalty Award - Civilian	5010499015	595,000.00	-	595,000.00	595,000.00	-	-	-	595,000.00	-	-	-	-	-
Maintenance and Other Operating Expenses		1,059,825,000.00	-	1,059,825,000.00	698,723,736.00	-	-	-	698,723,736.00	40,221,823.34	480,450,264.41	77,753,948.11	-	598,426,035.86
Traveling Expenses		1,479,000.00	203,899.85	1,682,899.85	1,479,000.00	203,899.85	-	-	1,682,899.85	423,655.00	581,996.84	677,248.01	-	1,682,899.85
Traveling Expenses - Local	5020101000	1,479,000.00	203,899.85	1,682,899.85	1,479,000.00	203,899.85	-	-	1,682,899.85	423,655.00	581,996.84	677,248.01	-	1,682,899.85
Training and Scholarship Expenses		5,000,000.00	-	5,000,000.00	5,000,000.00	-	-	-	5,000,000.00	2,237,721.50	995,765.20	1,378,298.35	-	4,611,785.05
Training Expenses	5020201000	5,000,000.00	-	5,000,000.00	5,000,000.00	-	-	-	5,000,000.00	2,237,721.50	995,765.20	1,378,298.35	-	4,611,785.05
Training Expenses	5020201002	5,000,000.00	-	5,000,000.00	5,000,000.00	-	-	-	5,000,000.00	2,237,721.50	995,765.20	1,378,298.35	-	4,611,785.05
Supplies and Materials Expenses		12,046,000.00	- 401,471.05	11,644,528.95	12,046,000.00	- 401,471.05	-	-	11,644,528.95	2,298,261.07	3,090,267.56	1,208,734.85	-	6,597,263.48
Office Supplies Expenses	5020301000	8,237,000.00	- 622,305.20	7,614,694.80	8,237,000.00	- 622,305.20	-	-	7,614,694.80	992,544.74	1,715,612.09	271,435.21	-	2,979,592.04
Office Supplies Expenses	5020301002	8,237,000.00	- 622,305.20	7,614,694.80	8,237,000.00	- 622,305.20	-	-	7,614,694.80	992,544.74	1,715,612.09	271,435.21	-	2,979,592.04
Accountable Forms Expenses	5020302000	235,000.00	-	235,000.00	235,000.00	-	-	-	235,000.00	115,100.00	17,280.00	52,560.00	-	184,940.00
Drugs and Medicines Expenses	5020307000	-	27,975.00	27,975.00	-	27,975.00	-	-	27,975.00	-	27,975.00	-	-	27,975.00
Medical, Dental and Laboratory Supplies Expenses	5020308000	52,000.00	-	52,000.00	52,000.00	-	-	-	52,000.00	-	4,250.00	400.00	-	3,850.00
Fuel, Oil and Lubricants Expenses	5020309000	1,298,000.00	28,739.15	1,326,739.15	1,298,000.00	28,739.15	-	-	1,326,739.15	565,689.89	327,185.03	433,864.23	-	1,326,739.15
Textbooks and Instructional Materials Expenses	5020311000	500,000.00	-	500,000.00	500,000.00	-	-	-	500,000.00	-	90,000.00	99,950.00	-	189,950.00
Textbooks and Instructional Materials Expenses	5020311001	500,000.00	-	500,000.00	500,000.00	-	-	-	500,000.00	-	90,000.00	99,950.00	-	189,950.00
Semi-Expendable Machinery and Equipment	5020321000	-	145,220.00	145,220.00	-	145,220.00	-	-	145,220.00	-	-	145,220.00	-	145,220.00
Office Equipment	5020321002	-	25,490.00	25,490.00	-	25,490.00	-	-	25,490.00	-	-	25,490.00	-	25,490.00
Information and Communications Technology Equipment	5020321003	-	101,730.00	101,730.00	-	101,730.00	-	-	101,730.00	-	-	101,730.00	-	101,730.00
Communications Equipment	5020321007	-	12,000.00	12,000.00	-	12,000.00	-	-	12,000.00	-	-	12,000.00	-	12,000.00
Other Machinery and Equipment	5020321099	-	6,000.00	6,000.00	-	6,000.00	-	-	6,000.00	-	-	6,000.00	-	6,000.00
Semi-Expendable Furniture, Fixtures and Books	5020322000	-	18,900.00	18,900.00	-	18,900.00	-	-	18,900.00	-	-	18,900.00	-	18,900.00

Particulars	UACS CODE	Disbursements					Balances			
		1st Quarter Ending March 31	2nd Quarter Ending June 30	3rd Quarter Ending September 30	4th Quarter Ending December 31	Total	Unreleased Appropriations	Unobligated Allotments	Unpaid Obligations (15-20)=(23+24)	
									Due and Demandable	Not Yet Due and Demandable
1	2	16	17	18	19	20=(16+17+18+19)	21=(5-10)	22=(10-15)	23	24
Mid-Year Bonus - Civilian	5010216000	-	29,270,273.00	-	-	29,270,273.00	-	-	-	-
Mid-Year Bonus - Civilian	5010216001	-	29,270,273.00	-	-	29,270,273.00	-	-	-	-
Other Bonuses and Allowances	5010299000	-	1,981,000.00	190,036.74	-	2,171,036.74	-	3,942,000.00	-	-
Per Diems - Civilian	5010299001	-	76,000.00	55,000.00	-	131,000.00	-	-	-	-
Productivity Enhancement Incentive - Civilian	5010299012	-	-	-	-	-	-	3,495,000.00	-	-
Performance Based Bonus - Civilian	5010299014	-	-	135,036.74	-	135,036.74	-	-	-	-
Anniversary Bonus - Civilian	5010299038	-	1,905,000.00	-	-	1,905,000.00	-	447,000.00	-	-
Personnel Benefit Contributions		2,015,734.52	1,974,108.82	1,910,884.76	-	5,900,728.10	-	2,608,765.30	213,506.60	-
Pag-IBIG Contributions	5010302000	196,200.00	191,800.00	186,500.00	-	574,500.00	-	230,200.00	33,300.00	-
Pag-IBIG - Civilian	5010302001	196,200.00	191,800.00	186,500.00	-	574,500.00	-	230,200.00	33,300.00	-
PhilHealth Contributions	5010303000	1,622,834.52	1,590,508.82	1,518,284.76	-	4,731,628.10	-	2,148,565.30	166,806.60	-
PhilHealth - Civilian	5010303001	1,622,834.52	1,590,508.82	1,518,284.76	-	4,731,628.10	-	2,148,565.30	166,806.60	-
Employees Compensation Insurance Premiums	5010304000	196,700.00	191,800.00	206,100.00	-	594,600.00	-	230,000.00	13,400.00	-
ECIP - Civilian	5010304001	196,700.00	191,800.00	206,100.00	-	594,600.00	-	230,000.00	13,400.00	-
Other Personnel Benefits		638,444.94	336,815.23	482,329.97	-	1,457,590.14	68,445,000.00	1,406,000.00	-	-
Terminal Leave Benefits	5010403000	638,444.94	336,815.23	482,329.97	-	1,457,590.14	-	-	-	-
Terminal Leave Benefits - Civilian	5010403001	638,444.94	336,815.23	482,329.97	-	1,457,590.14	-	-	-	-
Other Personnel Benefits	5010499000	-	-	-	-	-	68,445,000.00	1,406,000.00	-	-
Lump-sum for Filling of Positions - Civilian	5010499007	-	-	-	-	-	68,445,000.00	-	-	-
Lump-sum for Step Increments - Length of Service	5010499010	-	-	-	-	-	-	811,000.00	-	-
Loyalty Award - Civilian	5010499015	-	-	-	-	-	-	595,000.00	-	-
Maintenance and Other Operating Expenses		34,588,579.96	481,851,689.21	78,144,722.85	-	594,584,992.02	361,101,264.00	100,297,700.14	1,881,043.47	1,960,000.37
Traveling Expenses		375,917.00	582,254.84	692,411.01	-	1,650,582.85	-	-	32,317.00	-
Traveling Expenses - Local	5020101000	375,917.00	582,254.84	692,411.01	-	1,650,582.85	-	-	32,317.00	-
Training and Scholarship Expenses		1,241,756.30	1,417,192.14	1,701,699.41	-	4,360,647.85	-	388,214.95	208,817.20	42,320.00
Training Expenses	5020201000	1,241,756.30	1,417,192.14	1,701,699.41	-	4,360,647.85	-	388,214.95	208,817.20	42,320.00
Training Expenses	5020201002	1,241,756.30	1,417,192.14	1,701,699.41	-	4,360,647.85	-	388,214.95	208,817.20	42,320.00
Supplies and Materials Expenses		971,934.44	1,859,064.37	2,148,711.43	-	4,979,710.24	-	5,047,265.47	597,426.78	1,020,126.46
Office Supplies Expenses	5020301000	408,433.75	412,934.48	1,107,978.71	-	1,929,346.94	-	4,635,102.76	343,247.80	706,997.30
Office Supplies Expenses	5020301002	408,433.75	412,934.48	1,107,978.71	-	1,929,346.94	-	4,635,102.76	343,247.80	706,997.30
Accountable Forms Expenses	5020302000	88,480.00	6,160.00	7,440.00	-	102,080.00	-	50,060.00	36,300.00	46,560.00
Drugs and Medicines Expenses	5020307000	-	-	27,975.00	-	27,975.00	-	-	-	-
Medical, Dental and Laboratory Supplies Expenses	5020308000	-	-	3,850.00	-	3,850.00	-	48,150.00	-	-
Fuel, Oil and Lubricants Expenses	5020309000	396,202.82	457,807.88	466,226.62	-	1,320,237.32	-	-	1,789.50	4,712.33
Textbooks and Instructional Materials Expenses	5020311000	-	-	86,352.00	-	86,352.00	-	310,050.00	3,598.00	100,000.00
Textbooks and Instructional Materials Expenses	5020311001	-	-	86,352.00	-	86,352.00	-	310,050.00	3,598.00	100,000.00
Semi-Expendable Machinery and Equipment	5020321000	-	-	240.00	-	240.00	-	-	144,980.00	-
Office Equipment	5020321002	-	-	240.00	-	240.00	-	-	25,250.00	-
Information and Communications Technology Equipment	5020321003	-	-	-	-	-	-	-	101,730.00	-
Communications Equipment	5020321007	-	-	-	-	-	-	-	12,000.00	-
Other Machinery and Equipment	5020321099	-	-	-	-	-	-	-	6,000.00	-
Semi-Expendable Furniture, Fixtures and Books	5020322000	-	-	-	-	-	-	-	18,900.00	-

Particulars	UACS CODE	Appropriations			Allotments					Obligations				
		Authorized Appropriations	Adjustments (Transfer To/From, Modifications/ Augmentations)	Adjusted Appropriations	Allotments Received	Adjustments (Reductions, Modifications/ Augmentations)	Transfer To	Transfer From	Adjusted Allotments	1st Quarter Ending March 31	2nd Quarter Ending June 30	3rd Quarter Ending September 30	4th Quarter Ending December 31	Total
1	2	3	4	5=(3+4)	6	7	8	9	10=[(6+(-)7)-8+9]	11	12	13	14	15=(11+12+13+14)
Furniture and Fixtures	5020322001	-	18,900.00	18,900.00	-	18,900.00	-	-	18,900.00	-	-	18,900.00	-	18,900.00
Other Supplies and Materials Expenses	5020399000	1,724,000.00	-	1,724,000.00	1,724,000.00	-	-	-	1,724,000.00	624,926.44	907,965.44	187,205.41	-	1,720,097.29
Utility Expenses		37,873,000.00	-	37,873,000.00	37,873,000.00	-	-	-	37,873,000.00	8,475,735.86	9,878,929.41	3,251,292.12	-	21,605,957.39
Water Expenses	5020401000	1,404,000.00	-	1,404,000.00	1,404,000.00	-	-	-	1,404,000.00	281,403.56	340,954.94	260,724.96	-	883,083.46
Electricity Expenses	5020402000	36,469,000.00	-	36,469,000.00	36,469,000.00	-	-	-	36,469,000.00	8,194,332.30	9,537,974.47	2,990,567.16	-	20,722,873.93
Communication Expenses		28,569,000.00	9,310.20	28,578,310.20	28,569,000.00	9,310.20	-	-	28,578,310.20	2,560,761.59	3,898,953.42	3,370,328.28	-	9,830,043.29
Postage and Courier Services	5020501000	10,000.00	9,310.20	19,310.20	10,000.00	9,310.20	-	-	19,310.20	15,472.20	1,965.00	1,873.00	-	19,310.20
Telephone Expenses	5020502000	307,000.00	-	307,000.00	307,000.00	-	-	-	307,000.00	87,453.98	75,135.82	86,835.05	-	249,424.85
Mobile	5020502001	-	35,495.03	35,495.03	-	35,495.03	-	-	35,495.03	5,625.04	16,586.00	13,283.99	-	35,495.03
Landline	5020502002	307,000.00	35,495.03	271,504.97	307,000.00	35,495.03	-	-	271,504.97	81,828.94	58,549.82	73,551.06	-	213,929.82
Internet Subscription Expenses	5020503000	28,247,000.00	-	28,247,000.00	28,247,000.00	-	-	-	28,247,000.00	2,457,835.41	3,821,852.60	3,281,620.23	-	9,561,308.24
Cable, Satellite, Telegraph and Radio Expenses	5020504000	5,000.00	-	5,000.00	5,000.00	-	-	-	5,000.00	-	-	-	-	-
Survey, Research, Exploration and		2,000,000.00	-	2,000,000.00	2,000,000.00	-	-	-	2,000,000.00	-	-	-	-	-
Research, Exploration and Development Expenses	5020702000	2,000,000.00	-	2,000,000.00	2,000,000.00	-	-	-	2,000,000.00	-	-	-	-	-
Research, Exploration and Development Expenses	5020702002	2,000,000.00	-	2,000,000.00	2,000,000.00	-	-	-	2,000,000.00	-	-	-	-	-
Confidential, Intelligence and Extraordinary		198,000.00	-	198,000.00	198,000.00	-	-	-	198,000.00	-	-	-	-	-
Extraordinary and Miscellaneous Expenses	5021003000	198,000.00	-	198,000.00	198,000.00	-	-	-	198,000.00	-	-	-	-	-
Professional Services		1,035,000.00	10,588.00	1,045,588.00	1,035,000.00	10,588.00	-	-	1,045,588.00	479,964.80	425,361.44	83,417.20	-	988,743.44
Auditing Services	5021102000	35,000.00	10,588.00	45,588.00	35,000.00	10,588.00	-	-	45,588.00	4,639.00	40,949.00	-	-	45,588.00
Other Professional Services	5021199000	1,000,000.00	-	1,000,000.00	1,000,000.00	-	-	-	1,000,000.00	475,325.80	384,412.44	83,417.20	-	943,155.44
General Services		63,408,000.00	-	63,408,000.00	63,408,000.00	-	-	-	63,408,000.00	21,980,867.74	16,765,692.20	9,886,030.82	-	48,632,590.76
Janitorial Services	5021202000	9,135,000.00	-	9,135,000.00	9,135,000.00	-	-	-	9,135,000.00	2,778,323.20	1,492,120.87	1,620,028.25	-	5,890,472.32
Security Services	5021203000	9,381,000.00	-	9,381,000.00	9,381,000.00	-	-	-	9,381,000.00	4,208,790.06	3,961,364.25	313,514.67	-	8,483,668.98
Other General Services	5021299000	44,892,000.00	-	44,892,000.00	44,892,000.00	-	-	-	44,892,000.00	14,993,754.48	11,312,207.08	7,952,487.90	-	34,258,449.46
Other General Services	5021299099	44,892,000.00	-	44,892,000.00	44,892,000.00	-	-	-	44,892,000.00	14,993,754.48	11,312,207.08	7,952,487.90	-	34,258,449.46
Repairs and Maintenance		2,928,000.00	998.00	2,928,998.00	2,928,000.00	998.00	-	-	2,928,998.00	252,045.08	367,594.47	546,182.84	-	1,165,822.39
Repairs and Maintenance - Buildings and Other	5021304000	683,000.00	70,279.66	612,720.34	683,000.00	70,279.66	-	-	612,720.34	31,580.00	1,655.00	41,650.00	-	71,575.00
School Buildings	5021304002	533,000.00	70,279.66	462,720.34	533,000.00	70,279.66	-	-	462,720.34	31,580.00	1,655.00	41,650.00	-	71,575.00
Other Structures	5021304099	150,000.00	-	150,000.00	150,000.00	-	-	-	150,000.00	-	-	-	-	-
Repairs and Maintenance - Machinery and	5021305000	705,000.00	71,277.66	776,277.66	705,000.00	71,277.66	-	-	776,277.66	47,000.00	76,182.71	60,769.95	-	183,952.66
Office Equipment	5021305002	90,000.00	70,279.66	160,279.66	90,000.00	70,279.66	-	-	160,279.66	33,540.00	66,752.71	59,986.95	-	160,279.66
Information and Communication Technology Equipment	5021305003	100,000.00	-	100,000.00	100,000.00	-	-	-	100,000.00	-	-	-	-	-
Communication Equipment	5021305007	-	998.00	998.00	-	998.00	-	-	998.00	-	-	998.00	-	998.00
Other Machinery and Equipment	5021305099	515,000.00	-	515,000.00	515,000.00	-	-	-	515,000.00	13,460.00	9,430.00	215.00	-	22,675.00
Repairs and Maintenance - Transportation	5021306000	1,400,000.00	-	1,400,000.00	1,400,000.00	-	-	-	1,400,000.00	173,465.08	293,066.76	442,763.89	-	909,295.73
Motor Vehicles	5021306001	1,400,000.00	-	1,400,000.00	1,400,000.00	-	-	-	1,400,000.00	173,465.08	293,066.76	442,763.89	-	909,295.73
Repairs and Maintenance - Furniture and Fixtures	5021307000	90,000.00	-	90,000.00	90,000.00	-	-	-	90,000.00	-	-	999.00	-	999.00
Repairs and Maintenance - Other Property, Plant	5021399000	50,000.00	-	50,000.00	50,000.00	-	-	-	50,000.00	-	-	-	-	-
Other Property, Plant and Equipment	5021399099	50,000.00	-	50,000.00	50,000.00	-	-	-	50,000.00	-	-	-	-	-
Financial Assistance/Subsidy		861,542,000.00	-	861,542,000.00	500,440,736.00	-	-	-	500,440,736.00	-	443,679,252.00	55,761,484.00	-	499,440,736.00
Subsidies - Others	5021499000	861,542,000.00	-	861,542,000.00	500,440,736.00	-	-	-	500,440,736.00	-	443,679,252.00	55,761,484.00	-	499,440,736.00
Taxes, Insurance Premiums and Other Fees		1,838,000.00	66,675.00	1,904,675.00	1,838,000.00	66,675.00	-	-	1,904,675.00	683,449.34	164,752.97	460,532.07	-	1,308,734.38


Particulars	UACS CODE	Disbursements					Balances			
		1st Quarter Ending March 31	2nd Quarter Ending June 30	3rd Quarter Ending September 30	4th Quarter Ending December 31	Total	Unreleased Appropriations	Unobligated Allotments	Unpaid Obligations (15-20)=(23+24)	
									Due and Demandable	Not Yet Due and Demandable
1	2	16	17	18	19	20=(16+17+18+19)	21=(5-10)	22=(10-15)	23	24
Furniture and Fixtures	5020322001	-	-	-	-	-	-	-	18,900.00	-
Other Supplies and Materials Expenses	5020399000	78,817.87	982,162.01	448,649.10	-	1,509,628.98	-	3,902.71	48,611.48	161,856.83
Utility Expenses		8,229,656.59	9,982,722.16	3,110,509.26	-	21,322,888.01	-	16,267,042.61	99,304.38	183,765.00
Water Expenses	5020401000	195,754.16	318,484.34	122,925.96	-	637,164.46	-	520,916.54	62,154.00	183,765.00
Electricity Expenses	5020402000	8,033,902.43	9,664,237.82	2,987,583.30	-	20,685,723.55	-	15,746,126.07	37,150.38	-
Communication Expenses		2,531,140.05	3,882,468.18	3,198,144.41	-	9,611,752.64	-	18,748,266.91	218,290.65	-
Postage and Courier Services	5020501000	14,587.20	2,345.00	2,178.00	-	19,110.20	-	-	200.00	-
Telephone Expenses	5020502000	58,717.44	100,249.76	85,962.52	-	244,929.72	-	57,575.15	4,495.13	-
Mobile	5020502001	5,625.04	15,388.00	10,249.99	-	31,263.03	-	-	4,232.00	-
Landline	5020502002	53,092.40	84,861.76	75,712.53	-	213,666.69	-	57,575.15	263.13	-
Internet Subscription Expenses	5020503000	2,457,835.41	3,779,873.42	3,110,003.89	-	9,347,712.72	-	18,685,691.76	213,595.52	-
Cable, Satellite, Telegraph and Radio Expenses	5020504000	-	-	-	-	-	-	5,000.00	-	-
Survey, Research, Exploration and		-	-	-	-	-	-	2,000,000.00	-	-
Research, Exploration and Development Expenses	5020702000	-	-	-	-	-	-	2,000,000.00	-	-
Research, Exploration and Development Expenses	5020702002	-	-	-	-	-	-	2,000,000.00	-	-
Confidential, Intelligence and Extraordinary		-	-	-	-	-	-	198,000.00	-	-
Extraordinary and Miscellaneous Expenses	5021003000	-	-	-	-	-	-	198,000.00	-	-
Professional Services		476,781.80	426,744.44	85,217.20	-	988,743.44	-	56,844.56	-	-
Auditing Services	5021102000	1,456.00	42,332.00	1,800.00	-	45,588.00	-	-	-	-
Other Professional Services	5021199000	475,325.80	384,412.44	83,417.20	-	943,155.44	-	56,844.56	-	-
General Services		19,658,876.66	19,041,869.07	9,930,203.52	-	48,630,949.25	-	14,775,409.24	1,241.51	400.00
Janitorial Services	5021202000	2,778,323.20	1,492,120.87	1,620,028.25	-	5,890,472.32	-	3,244,527.68	-	-
Security Services	5021203000	1,909,780.49	6,256,672.78	317,215.71	-	8,483,668.98	-	897,331.02	-	-
Other General Services	5021299000	14,970,772.97	11,293,075.42	7,992,959.56	-	34,256,807.95	-	10,633,550.54	1,241.51	400.00
Other General Services	5021299099	14,970,772.97	11,293,075.42	7,992,959.56	-	34,256,807.95	-	10,633,550.54	1,241.51	400.00
Repairs and Maintenance		167,506.02	136,981.72	357,942.61	-	662,430.35	-	1,763,175.61	187,322.06	316,069.98
Repairs and Maintenance - Buildings and Other	5021304000	29,625.80	299.20	-	-	29,925.00	-	541,145.34	-	41,650.00
School Buildings	5021304002	29,625.80	299.20	-	-	29,925.00	-	391,145.34	-	41,650.00
Other Structures	5021304099	-	-	-	-	-	-	150,000.00	-	-
Repairs and Maintenance - Machinery and	5021305000	43,581.80	1,929.16	60,441.75	-	105,952.71	-	592,325.00	39,013.00	38,986.95
Office Equipment	5021305002	30,842.87	1,208.09	59,241.75	-	91,292.71	-	-	30,000.00	38,986.95
Information and Communication Technology Equipment	5021305003	-	-	-	-	-	-	100,000.00	-	-
Communication Equipment	5021305007	-	-	-	-	-	-	-	998.00	-
Other Machinery and Equipment	5021305099	12,738.93	721.07	1,200.00	-	14,660.00	-	492,325.00	8,015.00	-
Repairs and Maintenance - Transportation	5021306000	94,298.42	134,753.36	297,500.86	-	526,552.64	-	490,704.27	147,310.06	235,433.03
Motor Vehicles	5021306001	94,298.42	134,753.36	297,500.86	-	526,552.64	-	490,704.27	147,310.06	235,433.03
Repairs and Maintenance - Furniture and Fixtures	5021307000	-	-	-	-	-	-	89,001.00	999.00	-
Repairs and Maintenance - Other Property, Plant	5021399000	-	-	-	-	-	-	50,000.00	-	-
Other Property, Plant and Equipment	5021399099	-	-	-	-	-	-	50,000.00	-	-
Financial Assistance/Subsidy		-	443,679,252.00	55,761,484.00	-	499,440,736.00	361,101,264.00	1,000,000.00	-	-
Subsidies - Others	5021499000	-	443,679,252.00	55,761,484.00	-	499,440,736.00	361,101,264.00	1,000,000.00	-	-
Taxes, Insurance Premiums and Other Fees		683,449.34	138,155.59	476,342.23	-	1,297,947.16	-	595,940.62	10,787.22	-

Particulars	UACS CODE	Appropriations			Allotments					Obligations				
		Authorized Appropriations	Adjustments (Transfer To/From, Modifications/Augmentations)	Adjusted Appropriations	Allotments Received	Adjustments (Reductions, Modifications/Augmentations)	Transfer To	Transfer From	Adjusted Allotments	1st Quarter Ending March 31	2nd Quarter Ending June 30	3rd Quarter Ending September 30	4th Quarter Ending December 31	Total
1	2	3	4	5=(3+4)	6	7	8	9	10=[(6+(-)7)-8+9]	11	12	13	14	15=(11+12+13+14)
Taxes, Duties and Licenses	5021501000	100,000.00	-	100,000.00	100,000.00	-	-	-	100,000.00	2,792.00	5,704.00	61,585.00	-	70,081.00
Taxes, Duties and Licenses	5021501001	100,000.00	-	100,000.00	100,000.00	-	-	-	100,000.00	2,792.00	5,704.00	61,585.00	-	70,081.00
Fidelity Bond Premiums	5021502000	819,000.00	66,675.00	885,675.00	819,000.00	66,675.00	-	-	885,675.00	676,500.00	42,300.00	166,875.00	-	885,675.00
Insurance Expenses	5021503000	919,000.00	-	919,000.00	919,000.00	-	-	-	919,000.00	4,157.34	116,748.97	232,072.07	-	352,978.38
Other Maintenance and Operating Expenses		41,909,000.00	110,000.00	42,019,000.00	41,909,000.00	110,000.00	-	-	42,019,000.00	829,361.36	601,698.90	1,130,399.57	-	2,561,459.83
Printing and Publication Expenses	5029902000	52,000.00	-	52,000.00	52,000.00	-	-	-	52,000.00	4,639.00	120.00	5,320.00	-	10,079.00
Representation Expenses	5029903000	612,000.00	-	612,000.00	612,000.00	-	-	-	612,000.00	140,417.25	87,313.52	120,435.00	-	348,165.77
Rent/Lease Expenses	5029905000	28,000.00	110,000.00	138,000.00	28,000.00	110,000.00	-	-	138,000.00	45,000.00	37,000.00	44,000.00	-	126,000.00
Rents - Motor Vehicles	5029905003	28,000.00	-	28,000.00	28,000.00	-	-	-	28,000.00	-	7,000.00	9,000.00	-	16,000.00
Rents - Equipment	5029905004	-	110,000.00	110,000.00	-	110,000.00	-	-	110,000.00	45,000.00	30,000.00	35,000.00	-	110,000.00
Membership Dues and Contributions to	5029906000	100,000.00	-	100,000.00	100,000.00	-	-	-	100,000.00	50,500.00	20,000.00	-	-	70,500.00
Subscription Expenses	5029907000	1,200,000.00	-	1,200,000.00	1,200,000.00	-	-	-	1,200,000.00	41,962.01	145,497.38	35,418.75	-	222,878.14
Other Subscription Expenses	5029907099	1,200,000.00	-	1,200,000.00	1,200,000.00	-	-	-	1,200,000.00	41,962.01	145,497.38	35,418.75	-	222,878.14
Other Maintenance and Operating Expenses	5029999000	39,917,000.00	-	39,917,000.00	39,917,000.00	-	-	-	39,917,000.00	546,843.10	311,768.00	925,225.82	-	1,783,836.92
Other Maintenance and Operating Expenses	5029999099	39,917,000.00	-	39,917,000.00	39,917,000.00	-	-	-	39,917,000.00	546,843.10	311,768.00	925,225.82	-	1,783,836.92
Capital Outlays		105,000,000.00	-	105,000,000.00	105,000,000.00	-	-	-	105,000,000.00	-	-	34,884,389.59	-	34,884,389.59
Property, Plant and Equipment Outlay		105,000,000.00	-	105,000,000.00	105,000,000.00	-	-	-	105,000,000.00	-	-	34,884,389.59	-	34,884,389.59
Buildings and Other Structures	5060404000	55,000,000.00	-	55,000,000.00	55,000,000.00	-	-	-	55,000,000.00	-	-	34,884,389.59	-	34,884,389.59
Buildings	5060404001	30,000,000.00	-	30,000,000.00	30,000,000.00	-	-	-	30,000,000.00	-	-	11,578,697.97	-	11,578,697.97
School Buildings	5060404002	25,000,000.00	-	25,000,000.00	25,000,000.00	-	-	-	25,000,000.00	-	-	23,305,691.62	-	23,305,691.62
Machinery and Equipment Outlay	5060405000	50,000,000.00	-	50,000,000.00	50,000,000.00	-	-	-	50,000,000.00	-	-	-	-	-
Other Machinery and Equipment	5060405099	50,000,000.00	-	50,000,000.00	50,000,000.00	-	-	-	50,000,000.00	-	-	-	-	-
B. AUTOMATIC APPROPRIATIONS		38,977,000.00	-	38,977,000.00	38,977,000.00	-	-	-	38,977,000.00	10,338,296.73	10,472,395.87	10,866,402.35	-	31,677,094.95
Retirement and Life Insurance Premiums		38,977,000.00	-	38,977,000.00	38,977,000.00	-	-	-	38,977,000.00	10,338,296.73	10,472,395.87	10,866,402.35	-	31,677,094.95
C. SPECIAL PURPOSE FUNDS		-	23,547,945.00	23,547,945.00	-	23,547,945.00	-	-	23,547,945.00	-	-	23,547,945.00	-	23,547,945.00
Miscellaneous Personnel Benefits Fund		-	11,903,923.00	11,903,923.00	-	11,903,923.00	-	-	11,903,923.00	-	-	11,903,923.00	-	11,903,923.00
Other Compensation	5010200000	-	11,903,923.00	11,903,923.00	-	11,903,923.00	-	-	11,903,923.00	-	-	11,903,923.00	-	11,903,923.00
Other Bonuses and Allowances		-	11,903,923.00	11,903,923.00	-	11,903,923.00	-	-	11,903,923.00	-	-	11,903,923.00	-	11,903,923.00
Performance Based Bonus - Civilian	5010299014	-	11,903,923.00	11,903,923.00	-	11,903,923.00	-	-	11,903,923.00	-	-	11,903,923.00	-	11,903,923.00
Pension and Gratuity Fund		-	11,644,022.00	11,644,022.00	-	11,644,022.00	-	-	11,644,022.00	-	-	11,644,022.00	-	11,644,022.00
Other Personnel Benefits	5010400000	-	11,644,022.00	11,644,022.00	-	11,644,022.00	-	-	11,644,022.00	-	-	11,644,022.00	-	11,644,022.00
Terminal Leave Benefits		-	11,644,022.00	11,644,022.00	-	11,644,022.00	-	-	11,644,022.00	-	-	11,644,022.00	-	11,644,022.00
Terminal Leave Benefits - Civilian	5010403001	-	11,644,022.00	11,644,022.00	-	11,644,022.00	-	-	11,644,022.00	-	-	11,644,022.00	-	11,644,022.00
GRAND TOTAL		1,718,603,000.00	23,547,945.00	1,742,150,945.00	1,289,056,736.00	23,547,945.00	-	-	1,312,604,681.00	150,690,237.56	627,634,419.42	244,430,960.60	-	1,022,755,617.58

Particulars	UACS CODE	Disbursements					Balances			
		1st Quarter Ending March 31	2nd Quarter Ending June 30	3rd Quarter Ending September 30	4th Quarter Ending December 31	Total	Unreleased Appropriations	Unobligated Allotments	Unpaid Obligations (15-20)=(23+24)	
		16	17	18	19	20=(16+17+18+19)			21=(5-10)	22=(10-15)
1	2	16	17	18	19	20=(16+17+18+19)	21=(5-10)	22=(10-15)	23	24
Taxes, Duties and Licenses	5021501000	2,792.00	2,939.00	62,340.00	-	68,071.00	-	29,919.00	2,010.00	-
Taxes, Duties and Licenses	5021501001	2,792.00	2,939.00	62,340.00	-	68,071.00	-	29,919.00	2,010.00	-
Fidelity Bond Premiums	5021502000	676,500.00	40,800.00	165,000.00	-	882,300.00	-	-	3,375.00	-
Insurance Expenses	5021503000	4,157.34	94,416.59	249,002.23	-	347,576.16	-	566,021.62	5,402.22	-
Other Maintenance and Operating Expenses		251,561.76	704,984.70	682,057.77	-	1,638,604.23	-	39,457,540.17	525,536.67	397,318.93
Printing and Publication Expenses	5029902000	1,435.00	3,204.00	1,440.00	-	6,079.00	-	41,921.00	-	4,000.00
Representation Expenses	5029903000	91,983.65	132,672.60	115,589.52	-	340,245.77	-	263,834.23	7,680.00	240.00
Rent/Lease Expenses	5029905000	-	75,000.00	16,000.00	-	91,000.00	-	12,000.00	35,000.00	-
Rents - Motor Vehicles	5029905003	-	-	16,000.00	-	16,000.00	-	12,000.00	-	-
Rents - Equipment	5029905004	-	75,000.00	-	-	75,000.00	-	-	35,000.00	-
Membership Dues and Contributions to	5029906000	50,000.00	20,500.00	-	-	70,500.00	-	29,500.00	-	-
Subscription Expenses	5029907000	11,962.01	158,090.09	27,308.93	-	197,361.03	-	977,121.86	14,660.17	10,856.94
Other Subscription Expenses	5029907099	11,962.01	158,090.09	27,308.93	-	197,361.03	-	977,121.86	14,660.17	10,856.94
Other Maintenance and Operating Expenses	5029999000	96,181.10	315,518.01	521,719.32	-	933,418.43	-	38,133,163.08	468,196.50	382,221.99
Other Maintenance and Operating Expenses	5029999099	96,181.10	315,518.01	521,719.32	-	933,418.43	-	38,133,163.08	468,196.50	382,221.99
Capital Outlays		-	-	-	-	-	-	70,115,610.41	9,971,677.96	24,912,711.63
Property, Plant and Equipment Outlay		-	-	-	-	-	-	70,115,610.41	9,971,677.96	24,912,711.63
Buildings and Other Structures	5060404000	-	-	-	-	-	-	20,115,610.41	9,971,677.96	24,912,711.63
Buildings	5060404001	-	-	-	-	-	-	18,421,302.03	9,971,677.96	1,607,020.01
School Buildings	5060404002	-	-	-	-	-	-	1,694,308.38	-	23,305,691.62
Machinery and Equipment Outlay	5060405000	-	-	-	-	-	-	50,000,000.00	-	-
Other Machinery and Equipment	5060405099	-	-	-	-	-	-	50,000,000.00	-	-
B. AUTOMATIC APPROPRIATIONS		10,338,156.25	10,123,948.38	10,635,815.76	-	31,097,920.39	-	7,299,905.05	579,174.56	-
Retirement and Life Insurance Premiums		10,338,156.25	10,123,948.38	10,635,815.76	-	31,097,920.39	-	7,299,905.05	579,174.56	-
C. SPECIAL PURPOSE FUNDS		-	-	21,809,169.98	-	21,809,169.98	-	-	1,738,775.02	-
Miscellaneous Personnel Benefits Fund		-	-	10,165,147.98	-	10,165,147.98	-	-	1,738,775.02	-
Other Compensation	5010200000	-	-	10,165,147.98	-	10,165,147.98	-	-	1,738,775.02	-
Other Bonuses and Allowances		-	-	10,165,147.98	-	10,165,147.98	-	-	1,738,775.02	-
Performance Based Bonus - Civilian	5010299014	-	-	10,165,147.98	-	10,165,147.98	-	-	-	-
Pension and Gratuity Fund		-	-	11,644,022.00	-	11,644,022.00	-	-	-	-
Other Personnel Benefits	5010400000	-	-	11,644,022.00	-	11,644,022.00	-	-	-	-
Terminal Leave Benefits		-	-	11,644,022.00	-	11,644,022.00	-	-	-	-
Terminal Leave Benefits - Civilian	5010403001	-	-	11,644,022.00	-	11,644,022.00	-	-	-	-
GRAND TOTAL		144,334,576.35	627,581,123.50	206,544,201.62	-	978,459,901.47	429,546,264.00	289,849,063.42	17,423,004.11	26,872,712.00

This report was generated using the Unified Reporting System on 26/10/2023 25:37 ; Status : SUBMITTED


Certified Correct:


RAMOS, ROMEO LANDICHO
 Budget Officer
 Date:


Certified Correct:


FALO, DANIEL JOHN FROGOSA
 Accountant
 Date:

Recommending Approval:


RAMOS, ROMEO LANDICHO
 Director, FMS
 Date:

Approved by:


RONQUILLO, TIRSO ALJOS
 Agency Head
 Date: